


# Iced Latte Coffee

## Ingredients



## Step 7



Add whipped cream (optional),  
don't forget the straw!

## Step 6



Pour the almond  
milk up to 3 centimeters  
from the edge

## Step 5



Add the ice cubes

## Step 4



Mix until the  
mixture is frothy

## Step 3



Add the sweetened  
condensed milk

## Step 2



Add the espresso shot

## Step 1



Let the caramel  
flow to the bottom  
and around the  
edges of the glass

Enjoy!





# *The iced latte coffee recipe*

WR209

PRESENTED BY

*Nassia Chemlal*

TPB





# The recipe

## Ingredients:

- *a shot of espresso (very strong)*
- *a spoonful of caramel coulis*
- *ice cubes*
- *a spoonful of sweetened condensed milk*
- *almond milk*
- *whipped cream (optional)*

## Instructions:

1. let the caramel flow to the bottom and around the edges of the glass
2. add the espresso shot
3. add the sweetened condensed milk
4. mix until the mixture is frothy
5. add the ice cubes
6. pour the almond milk up to 3 centimeters from the edge
7. add whipped cream (optional), don't forget the straw!
8. And enjoy!







#EBD9B6



#894806

Iced  
#372719  
*milk*





*Iced latte coffee*  
& A GOOD DAY



# The sketches

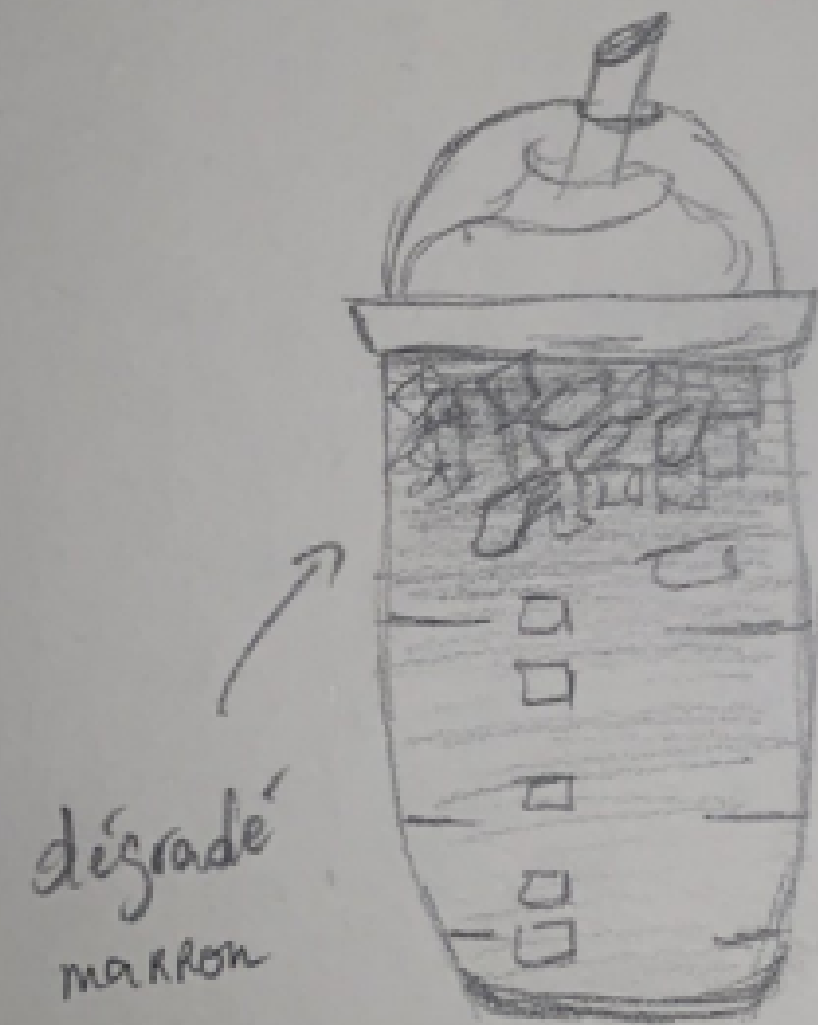


Une Recette pour tous les formats



à emporter  
ou non

Recette phare des  
grandes enseignes  
(starbucks...)

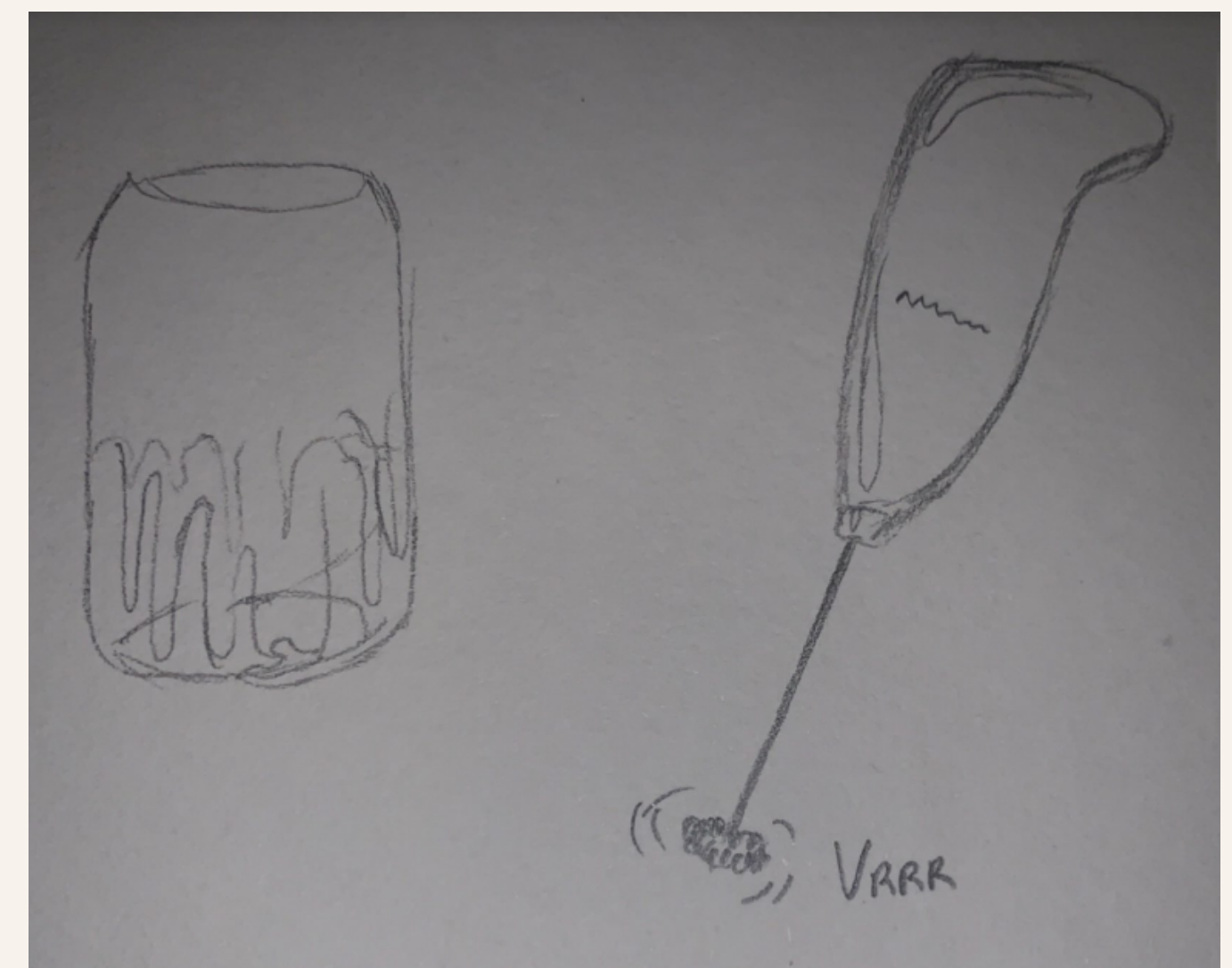
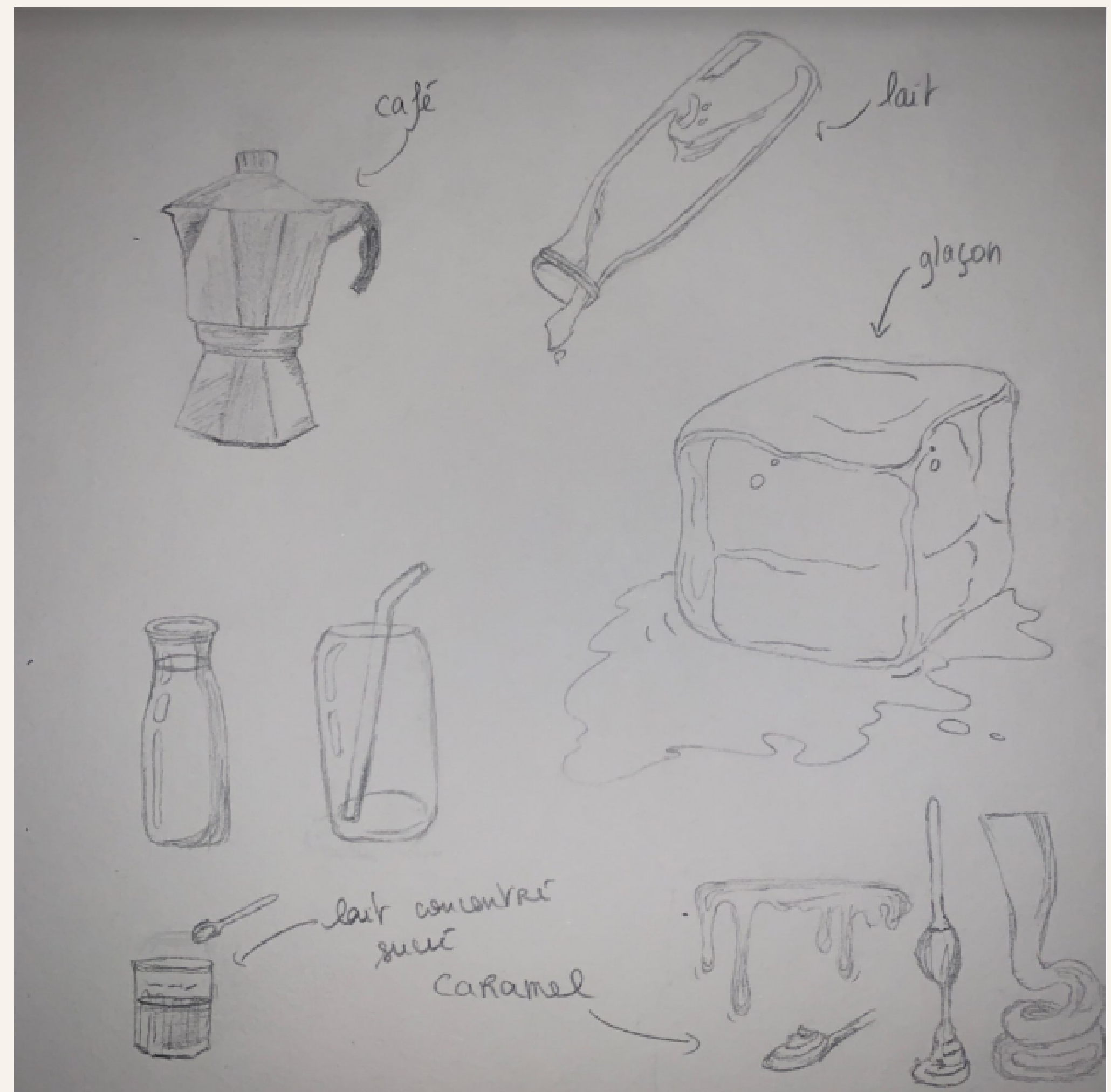
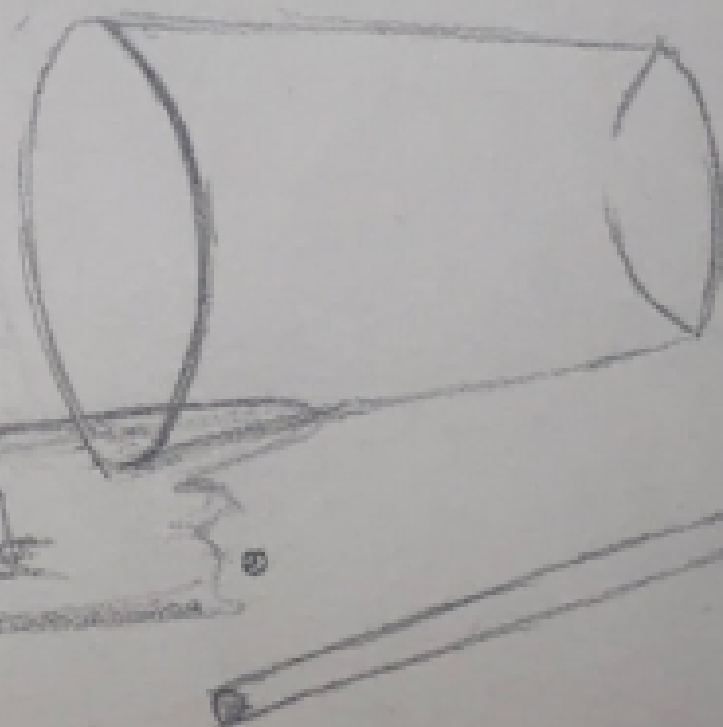


dégradé  
marron

grain  
de café



"iced" coffee





# Title (Iced latte coffee)


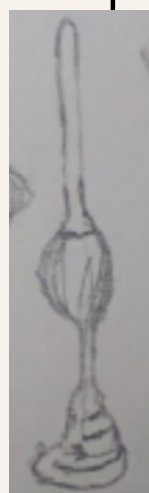


## INGREDIENTS



### STEP 1

let the caramel flow to the bottom and around the edges of the glass




### STEP 2

add the espresso shot




### STEP 3

add the sweetened condensed milk




### STEP 4

mix until the mixture is frothy



### STEP 5

add the ice cubes




### STEP 6

pour the almond milk up to 3 centimeters from the edge



### STEP 7

add whipped cream (optional), don't forget the straw!



## ENJOY!

